

SCAVENGER HUNT 4: DOWNTOWN DENVER

-Group Project - (3 students max per group)

Assignment Outline:

This is a FIELD GROUP assignment for maximal 3 students and requires an actual field trip. Groups are SELF-Assignment (Sign-up in CANVAS under "People"). For eventual transportation needs to the destination contact your group members. Report your results by answering the questions and inserting photos as indicated by the symbol. Everyone in the group will receive the SAME grade!

GROUP MEMBERS Maximal 3 group members - Everyone in the group will receive the SAME grade!
 Log in to CANVAS and sign up for a group under “People” for this assignment.

Group Member 1 Name:	Activity Description	Date	Hours (Hrs:min)
Contact Info:			
Job Summary:			
<i>Should Group Member 1 receive Full Credit for the project?</i>	Group Member 2	<input type="checkbox"/> Yes <input type="checkbox"/> No	____ Initial
	Group Member 3	<input type="checkbox"/> Yes <input type="checkbox"/> No	____ Initial


Group Member 2 Name:	Activity Description	Date	Hours (Hrs:min)
Contact Info:			
Job Summary:			
<i>Should Group Member 2 receive Full Credit for the project?</i>	Group Member 1	<input type="checkbox"/> Yes <input type="checkbox"/> No	____ Initial
	Group Member 3	<input type="checkbox"/> Yes <input type="checkbox"/> No	____ Initial

Group Member 3 Name:	Activity Description	Date	Hours (Hrs:min)
Contact Info:			
Job Summary:			
<i>Should Group Member 3 receive Full Credit for the project?</i>	Group Member 1	<input type="checkbox"/> Yes <input type="checkbox"/> No	____ Initial
	Group Member 2	<input type="checkbox"/> Yes <input type="checkbox"/> No	____ Initial

SUBMIT THIS COMPLETED SHEET WITH YOUR ASSIGNMENT

The group leader will submit the report for EVERYBODY in the group!



ALL ANSWERS MUST BE TYPED USING A WORD PROCESSOR! This includes chemical formulas, equations, tables and special characters. Become intimately familiar with these functions in your preferred word processor. Where graphics are indicated insert the proper graphic or picture as indicated by the  symbol. Be familiar with placing and sizing visuals into a written document.

GRADING

In general, for each fault in layout, grammar, spelling, content, concept, format, presentation, expression, design, citation, missing content, etc. I will deduct points. Multiple points can be deducted for larger infractions, such as missing content. Be aware that repeat mistakes will count MORE THAN ONCE !

RUBRIC:

/9 COMPOSITION & LAYOUT - one or multiple point deduction per infraction

The appearance is neat and orderly. A title page mentioning ALL group members and the completed page 1 of this assignment is included. Each question & question number is repeated before each answer. The assignment is complete with ALL questions answered. Everything is typed and any graphics and data used are electronically prepared. Pictures are placed in a coherent form. Proper formatted citations are included.

/10 WRITING & GRAMMAR - one point deduction per infraction

Answers are in paragraph form with 3 to 5 sentences max. Spelling and grammar are correct. Word repetition and use of first person language is avoided. Statements are factually correct. Appropriate and complete language is used. Scientific notations / abbreviations as well as subscripts and superscripts are appropriately formatted.

/36 CONTENT (6 Questions - 6 points ea.) - one or multiple point deduction per infraction

ALL 6 questions are appropriately and factually answered Answers reflect understanding of the subject matter.

/35 PHOTOS + MAP (6 photos + Map; 5 points ea.) - one or multiple point deduction per infraction

Field photos are clear, sharp, and show good detail to address the questions. If necessary, photos should be cropped. Every photo should have a FIGURE CAPTION describing the major points of each picture. Photos should show internal labels describing important objects.

/10 CITATIONS (2 pts ea) - one or multiple point deduction per infraction

You must use a minimum of 5 properly formatted APA style citations)

THE WRITE-UP


The write-up has a title page mentioning the title of the assignment, ALL group members the course and the date. The title page has NO page numbering.


The **completed** GROUP MEMBER PAGE found on page 1 of the assignment outline must be inserted after the title page and becomes PAGE 1 of this assignment. Your write-up work starts on page 2.

In your WRITE-UP / DOCUMENTATION, **repeat** the question and question number, then answer each question INDIVIDUALLY as a single paragraph between 3 to 5 sentences. Do NOT combine questions! You may use graphics and illustrations outside the required photos. If you use visual or text material from another source it must be properly cited!

The group leader will submit the completed assignment as a PDF document by the DEADLINE or before through CANVAS!!! (*Test your generated PDF to see if formatting and pictures exported correctly before submittal*). Everyone in the group will receive the same grade, which includes any late penalties.

Natural stones (rocks) are often used as construction material for convenience, durability and to beautify buildings. During this scavenger hunt you will walk around downtown Denver and find these natural stones incorporated as sidewalks, outside wall decor, flooring, etc.

Find and identify 6 DIFFERENT rocks in downtown Denver used for building facades, sidewalks, countertops, etc.. Identify the rock, take a picture , and find out if it is “native” to Colorado and where it is found. Mark their occurrence on the included map of downtown Denver.

Map Location Symbol	Rocktype	Picture 	Origin - Where quarried?

Map Location Symbol	Rocktype	Picture <input type="checkbox"/>	Origin - Where quarried?

CITATIONS: ALL citations should be processed through the ZOTERO citation database software, freely available at <https://www.zotero.org/> .

Citations should follow the APA citation standard!

Make sure your pictures or graphics have headers with citations. If you took the picture then cite yourself, showing the year and the name of the individual who has taken the photo. If you use an internet picture, you must appropriately cite it!!

